

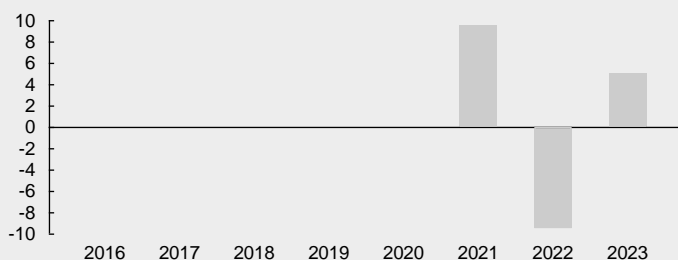
MULTI INDEX 75

Investment plans Switzerland, Plan No. 225
 Monthly Report, 01.12.2023

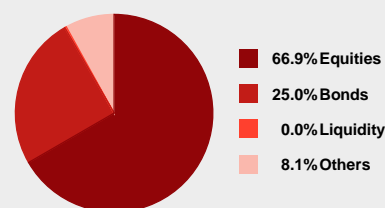
Investment Goal

When selecting funds, markets of interest are tapped worldwide so as to ensure broad diversification across various countries, currencies and levels of economic development. The equity component is 75%. The objective of this strategy is to achieve major growth in assets over the long term while accepting an elevated level of risk.

Yearly performance in %



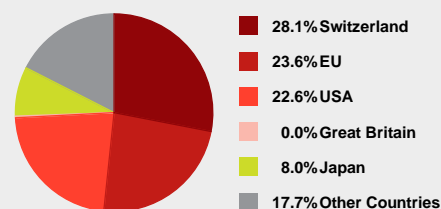
Asset Classes



Investment Plan informations

Plan number	225
Inception	23.04.2020
Strategy	DYNAMIC
Currency	CHF
Average management fee	0.26%
Issuing commission	2.00%
Average Total Expense Ratio (TER)	0.27%
Customer service	+41 58 472 44 44
Homepage	generali.ch

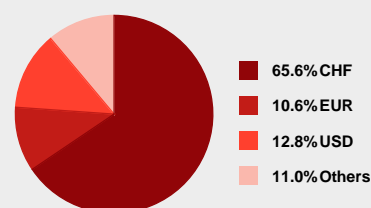
Country Allocation



Performance to 01.12.2023

Year to Date (YTD)	5.0%	1 year	2.2%
3 years	6.7%	Ø 3 years	2.2% p.a.
5 years	n.a.	Ø 5 years	n.a.
7 years	n.a.	Ø 7 years	n.a.
Since inception (23.04.2020)	21.1%	Ø since inception	5.4% p.a.

Currency Allocation



Composition

Name of fund	Unit	CH-Valor	ISIN	Currency	Volume (Mn CHF)
iShares MSCI World CHF Hedged	7.5%	19328350	IE00B8BVCK12	CHF	788.1
UBS ETF - MSCI Japan UCITS ETF	7.5%	26751433	LU1169821888	CHF	2'055.2
Vanguard S&P 500 ETF	7.5%	18575508	IE00B3XXRP09	USD	39'056.1
db x-trackers MSCI EMU (DR) 3C	7.5%	28626998	LU1215828218	CHF	1'529.2
UBS ETF (CH) SPI® Mid A dis	7.5%	13059512	CH0130595124	CHF	366.0
ZKB Gold ETF AAH CHF	7.5%	13910160	CH0139101601	CHF	9'731.1
UBS ETF (CH) SMI® A dis	7.5%	1714271	CH0017142719	CHF	2'138.1
UBS ETF CMCI Composite SF CHF A acc	5.63%	11926029	IE00B58FQX63	CHF	1'251.8
iShares Core MSCI Pacific ex Japan	5.63%	10737120	IE00B52MJY50	USD	1'908.7
iShares Core MSCI Emerging Markets IMI	5.63%	24209517	IE00BKM4GZ66	USD	14'216.1
UBS ETF (LU) MSCI EMU Small Cap UCITS ETF (EUR) A-dis	5.61%	13711559	LU0671493277	EUR	102.6
iShares Glbl Hi Yld Corp Bd CHF Hdgd	5%	22134231	IE00B988C465	CHF	125.5
iShares ETF (CH) - iShares Swiss Dom Gov Bond 7-15 ETF (CH)	5%	1699986	CH0016999861	CHF	447.1
iShares Core Euro Government Bond	5%	10127508	IE00B4WXJJ64	EUR	4'009.4
iShares \$ Treasury Bond 7-10yr Acc	5%	10200800	IE00B3VWN518	USD	2'806.8
iShares J. P. Morgan \$ EM Bond CHF Hdgd	5%	22138623	IE00B9M04V95	CHF	184.2

This product flyer and the figures and explanations contained therein are for general information purposes only and do not contain an individual recommendation nor personal investment advice. To establish your specific investment requirements and preferred levels of risk, we advise you to consult your advisor.

The performance is calculated on the basis on a unit-linked insurance financed through a single premium payment. Regular premiums result in other performance figures because of the different timing of the investment. Historic performance data are furthermore no guarantee of future returns. The future performance of investments cannot be deduced from previous market development, i.e. the value of an investment may fall as well as rise. The prices used to calculate performance correspond to the inventory values published by the fund management companies at the beginning of the month, plus or less any commissions.

Generali Insurances of Persons Ltd. is unable to guarantee (explicitly nor implicitly) that the published information and opinions are accurate, complete and up to date. Only the sales prospectuses for the individual funds and the General Policy Conditions are binding.